

SHARP SERVICE MANUAL

CODE: 00ZER2980SSME
(REVISED EDITION)



ELECTRONIC CASH REGISTER

FOR UNITED KINGDOM
FOR AUSTRALIA

MODEL ER-2980S

OPTIONS:	ER-46SP1	ER-11KT2	IO-17KP1V
	ER-34DW7	ER-12KT2	ER-29RS2
	ER-46PL1	ER-22KT2	ER-29CB
	ER-30BT	ER-12HK2	ER-29AS2
	ER-38CC	ER-11DK2	ER-15CL
	ER-38CV	ER-51DK2	ER-67RS

PRINTER: M-220AF

SRV KEY: LKGIM6861RCZZ



SERVICE OPTIONS: GCOVB6822RCZZ

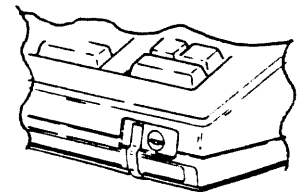
Except the drawer, this model is identical to the ER-2980.
Whereas, only the drawer parts codes are described.

1. INTERNAL BLOCK DIAGRAM
2. DRAWER BOX UNIT
3. OTHER PART

Reference information

ER-2980 SERVICE MANUAL CODE: 00ZER2980VSME

NOTE: 1) WHEN UNPAKING A MACHINE FOR THE USER, REMOVE ALUMINUM TAPE WHERE STICK ON THE CLERK KEY SWITCH.
 2) MASTER RESET (ALL MEMORIES CLEAR)
 THIS FUNCTION HAS BEEN CHANGED TO JOURNAL KEY (), NOT THE NUMERIC 9 KEY ()



[Click here to download the full manual at THE-CHECKOUT-TECH.COM](http://THE-CHECKOUT-TECH.COM)