


# SHARP SERVICE MANUAL

CODE: 00ZER2980VSME



## ELECTRONIC CASH REGISTER

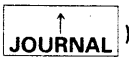

### MODEL ER-2980

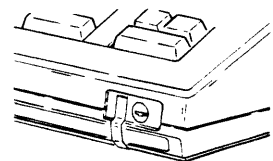
- OPTIONS:** ER-46SP1 ER-11KT2 IO-17KP1V  
 ER-34DW7 ER-12KT2 ER-29RS2  
 ER-46PL1 ER-22KT2 ER-29AS1  
 ER-30BT ER-12HK2 ER-29AS2  
 ER-38CC ER-11DK2 ER-15CL  
 ER-38CV ER-51DK2  
**PRINTER:** M-220AF  
**SRV KEY:** LKGIM6861RCZZ

### CONTENTS

1. Internal block diagram .....	1
2. Special service tools .....	1
3. Reference documents .....	1
4. Specifications .....	1
5. Options .....	11
6. Quick reference to program job numbers affecting keys, functions and reports .....	15
7. SRV (Service) mode .....	15
8. PGM1, PGM2 (Program) modes .....	27
9. Outline of functions .....	36
10. Print skipping SRV/PGM2 mode programmings .....	39
11. Test function (in the SRV mode) .....	39
12. Circuit block diagram .....	46
13. UPD7801G descriptions .....	47
14. SM-551-23P descriptions .....	49
15. Circuit descriptions .....	51
16. Service precautions .....	61
17. Circuit diagram and PWB Layout .....	62
18. Parts guide .....	

Installation manual for ER-2980V OPTIONS

**NOTE: 1) WHEN UNPACKING A MACHINE FOR THE USER, REMOVE ALUMINUM TAPE WHERE STICK ON THE CLERK KEY SWITCH.**  
**2) MASTER RESET (ALL MEMORIES CLEAR) THIS FUNCTION HAS BEEN CHANGED TO JOURNAL KEY (  ), NOT THE NUMERIC 9 KEY (  )**



[Click here to download the full manual at THE-CHECKOUT-TECH.COM](http://THE-CHECKOUT-TECH.COM)